

# ZOOMLION

## ELECTRIC ARTICULATING BOOM LIFTS

### ZA14JE/ZA14JE-Li

Comply with CE/ANSI/CSA Standard

#### HIGHLIGHTS

- ▶ Center layout, great structural rigidity, and small boom deflection
- ▶ Advanced dual control system (valve control + pump control) offers a energy-saving, smooth and efficient control
- ▶ Accurate and efficient traveling AC drive system provides strong power and stable control
- ▶ Large capacity tube battery + fast charger for longer battery life of 5 years and working time, the charging time is less than 8 hours.
- ▶ Customized lithium-ion battery features longer running time and lifespan, maintenance-free and long-term warranty.
- ▶ Only model with standard 360° continuous rotation in the same meter class features higher work efficiency.
- ▶ Industry's first battery health management system protects the battery and prolongs its life. Protected by national patents.

#### FEATURES

##### Standard Features

Proportional control	On-board diagnostic system
All motion alarm	Over tilt protection system
Flashing amber beacon	Oscillating axle
Self-closing entry gate	Load sensing system
Emergency descent system	4.3' LED display
Emergency stop button	Horn
Auto-leveling system	

##### Accessories&Options

- ▶ AC power to platform
- ▶ Air line to platform
- ▶ 8.01ftx2.99ft work platform
- ▶ Non-marking tire
- ▶ Secondary guarding system



## ACCESS WITH ZOOMLION GREEN

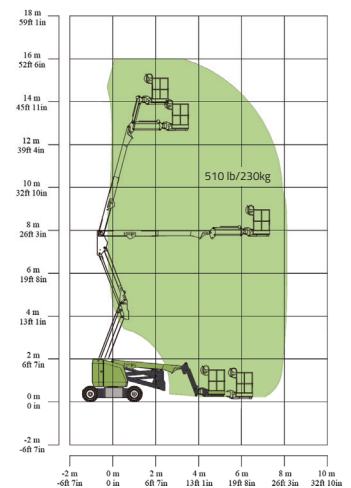

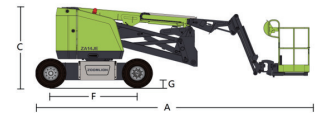
**ZOOMLION**

# ELECTRIC ARTICULATING BOOM LIFTS

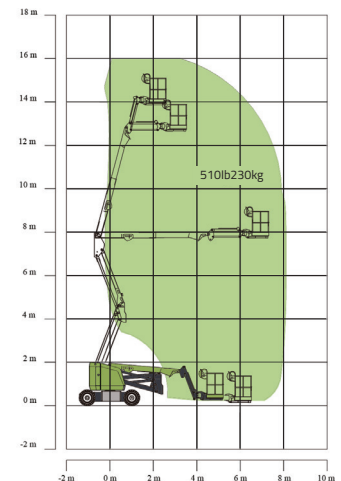
## ZA14JE/ZA14JE-Li

Comply with CE/ANSI/CSA Standard

Model	ZA14JE		ZA14JE-Li	
	Imperial	Metric	Imperial	Metric
<b>Size</b>				
Work Height	52ft 6in	16m	52ft 6in	16m
Platform Height	45ft 11in	14m	45ft 11in	14m
Horizontal Outreach	24ft 7in	7.50m	24ft 7in	7.50m
Up and Over Height	25ft 5in	7.74m	25ft 5in	7.74m
A - Stowed Length	21ft 8in	6.6m	21ft 8in	6.6m
B - Stowed Width	5ft 9in	1.75m	5ft 9in	1.75m
C - Stowed Height	6ft 7in	2m	6ft 7in	2m
D - Platform Length	5ft	1.52m	5ft	1.52m
E - Platform Width	2ft 6in	0.76m	2ft 6in	0.76m
Jib Length	4ft 1in	1.24m	4ft 1in	1.24m
F - Wheelbase	6ft 9in	2.05m	6ft 9in	2.05m
G - Ground Clearance	8in	0.20m	8in	0.20m
<b>Performance</b>				
Platform Capacity	510 lb	230kg	510 lb	230kg
Drive Speed	3.79 mph	6.1km/h	3.36 mph	5.4km/h
Gradeability	30% (17°)		30% (17°)	
Axles Oscillation	/	/	/	/
Turning Radius (Inside)	2ft 7in	0.79m	2ft 7in	0.79m
Turning Radius (Outside)	10ft 4in	3.15m	10ft 4in	3.15m
Swing	360° continuous		360° continuous	
Platform Rotation	±90°		±90°	
H-Tail Swing	0in	0m	0in	0m
Max. Wind Speed	28mph	12.5m/s	28mph	12.5m/s
<b>Power</b>				
Battery	48V/320Ah		48V/315Ah Li-ion	
Charger	48V/60A		48V/60A	
Drive Motor	AC 32V/4.4hp	AC 32V/3.3kW	AC 32V/4.4hp	AC 32V/3.3kW
Lift Motor	DC 48V/6.7hp	DC 48V/5kW	DC 48V/6.7hp	DC 48V/5kW
Auxiliary Power	Manual Pump		Manual Pump	
Hydraulic Tank Capacity	7.9 (us gal)	30L	7.9 (us gal)	30L
Drive	2WD		2WD	
<b>Tire</b>				
Type	240/55D17.5 Foam-filled Tires		240/55D17.5 Foam-filled Tires	
<b>Weight</b>				
Gross	14991 lb	6800kg	14991 lb	6800kg



Range of Motion ZA14JE



Range of Motion ZA14JE-Li